



Summary Feedback

ST1: Two Year Teaching Programme

Session 3.9 CNS: (i) Vascular Diseases (ii) White Matter & Metabolic Diseases (17th February 2022)

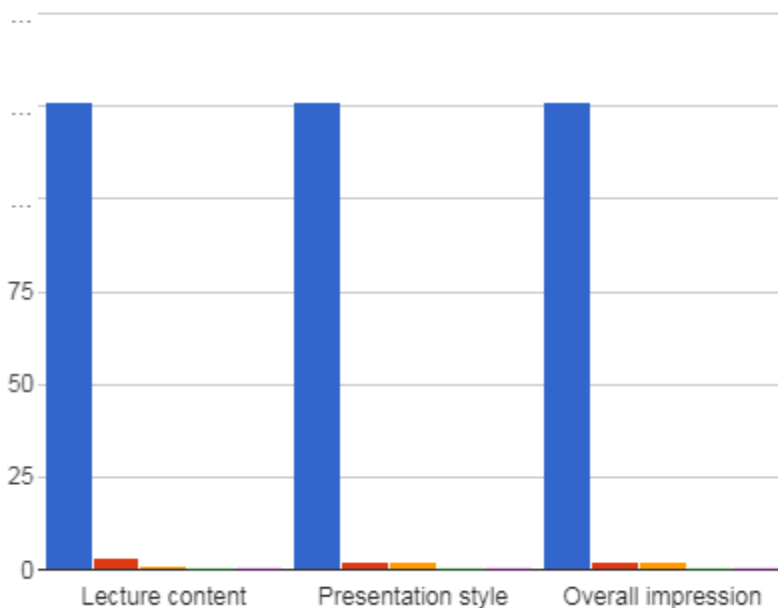
**Delivered By:
(Sami Khan)**

Summary Points:

- ST1-ST4 teaching session 3.9: 3 hours teaching time
- Total Attendees: 437 from 32 Countries (Bahrain, Bangladesh, Canada, Czech Republic, Dominica, Egypt, Ghana, Hong Kong, India, Iraq, Ireland, Israel, Kenya, Kuwait, Libya, Malaysia, Myanmar, Nepal, Nigeria, Oman, Pakistan, Qatar, Saudi Arabia, South Africa, Sri Lanka, Sudan, Tanzania, Turkey, UAE, UK, USA, Yemen).
- Total feedback received from 130 participants

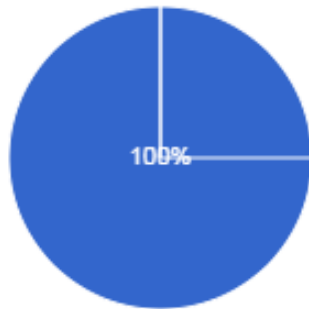
Please rate the following aspects of the session

Excellent Very good Good Satisfactory
Poor



Did you find it useful
130 responses

● Yes
● No



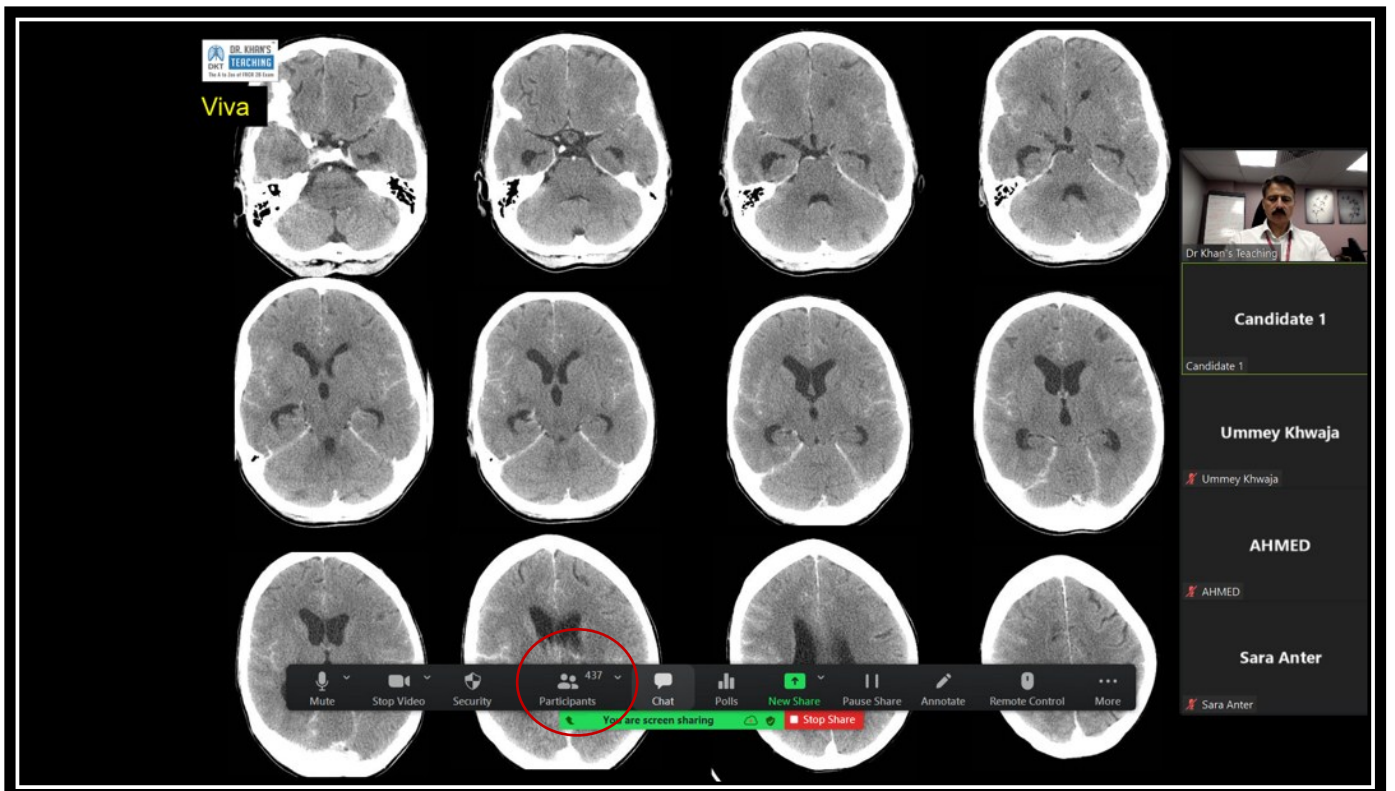
Testimonials

- For Radiology trainees. This should be the model for teaching in all UK hospitals (UK).
- Absolutely super, really invaluable, definitely one I will re-watch as it was essential for daily reporting, not just exams. Please advise when the session recordings will be uploaded to watch on the site in the next session. God bless (UK).
- Glad to have the opportunity to learn radiology from one of the Grand Masters (Saudi Arabia).
- The teaching method is very captivating. Very easy to remain focused for 3 hours (Saudi Arabia).
- Dr Khan's style of teaching is always amazing (UK).
- Another outstanding masterclass from Dr Khan on CNS vascular cases for FRCR 2B, with excellent tips for exam, revision of core concepts, and a brilliant selection of exam cases with viva style format. Dr Khans explanations of pathophysiology of important cases was the highlight for me, and included Vascular malformation, DVA, Cavernoma, SAH and HIE, as well as panophthalmitis which I had never even seen or read about before (UK).
- Very much impressed and happy to find out they are of similar cases in daily life in my department (Myanmar).
- Excellent Radiology talk. Many learning points (India).
- Fantastic session (India).
- "Crystal clear explanation, Nice cases" (Algeria).
- The 2b relevant cases. The succinct explanations and encouragement of lateral thinking. It is not only useful for the exam but also helps you become a better radiologist (UK).
- Simply Marvelous (Pakistan).
- Orderly presentation with good representative cases in various modalities and key findings. Explained in simple understandable language (Kenya).
- Excellent teaching/learning Excellent, as always (Pakistan).
- Dedicated teacher (Kenya).
- Excellent session. Thanks Dr Khan (Nigeria).
- Outstanding (Pakistan).

Session 3.9 CNS : (i) Vascular Diseases (ii) White Matter & Metabolic Diseases

- Excellent talk (Nigeria).
- Excellent teaching of a key area in day to day radiology reporting (Kenya).
- Excellent teaching session as always (Pakistan).
- Great (Malaysia).
- Great teaching (Qatar).
- Very informative (UAE).
- Great teaching effort (Pakistan).
- Very informative! (Malaysia).
- Perfect lecture very informative
- Was amazing (Libya).
- Great lecture. 100% (Kenya).
- Best (Pakistan).
- Great learning experience (UK).
- Excellent session as usual (Sudan).
- Extremely helpful and to the point. May Allah bless you in your life (Sudan).
- Great presentation (South Africa).
- "Thank u so much sir, Today was should I say animals day (anaconda/elephants), good examples" (Pakistan).
- Always very educative (Kenya).
- Perfect as it is (Saudi Arabia).
- Everything was very nice (Libya).
- Everything was good (Kenya).
- Excellent teaching tips (Oman).
- Very useful (Qatar).
- Nicely explained (Canada).
- The theory teaching and viva style cases (Malaysia).
- Elaborating knowledge (Pakistan).
- Useful images and tips (UK).
- It is very valuable (Egypt).
- Excellent lecture with all useful tips (Myanmar).
- Useful and great teaching (UAE).
- I liked explanation by Dr. Sami (Pakistan).
- Whole lecture with cases and way explanation are excellent (Pakistan).
- Amazing (Libya).
- The cases were quite useful. The concept of filtered phase was a good new learning point (Kenya).
- Every minor case covered too.
- Very clinically and exam oriented (Egypt).
- Perfect coverage.
- Good cases (UK).
- I liked different variety of cases ,and teaching points by Dr. Khan like usual (India).
- Great lecture (Egypt).
- Mashallah excellent style of teaching. Allah bless u with good health always (Pakistan).
- Great session with good examples (Pakistan).
- Everything was useful (Canada).

Session 3.9 CNS : (i) Vascular Diseases (ii) White Matter & Metabolic Diseases



=====XX=====XX=====